


FS Pro

*Professional as always.
Prepared for tomorrow.*



FS Pro

The universal solution for every application

Rapidly assembled and compact


- Pre-assembled ridge and eave supports
- Screwless connection of main components
- System-integrated cable management options
- Innovative attachment for roof protection
- Integrated potential equalisation

Multifunctional

- Mounting of module sizes up to 1,230 mm
- Elevation 10° and 18° south or 10° east-west
- Combination of different variants possible
- Fixed and ballasted mounting possible
- Flexible compensation of uneven roofs


FS Pro pre-assembly

Pre-assembled ridge and eave supports reduce installation time and space required for storage




FS Pro potential equalisation

The integrated potential equalisation saves time during installation and ensures safe operation of the system



FS Pro Variable module sizes

The hole pattern of the base rail allows all common PV modules to be mounted



FS Pro side deflectors

The optionally available side deflectors ensure an aesthetic appearance of the system

