

Pitched Roof Enquiry Form

This Enquiry Form contains form fields.

Contact Details

Company Name: _____

Street, Number: _____

City, Post code: _____

Contact Person: _____

Phone/Fax: _____

E-Mail: _____

Project Details

Projekt Name: _____

Street, Number: _____

City, Post Code: _____

County: _____

Contact Person: _____

Contact Person Phone: _____

Wind load: _____ kN/m² Snow load: _____ kN/m²
(if known)

Terrain Category

Town



Country



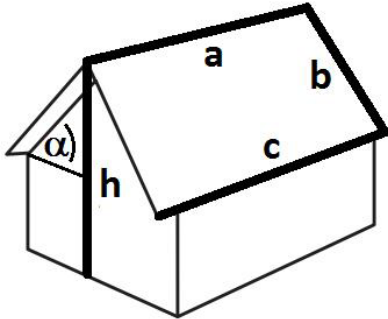
Sea



Distance to the Sea: _____ km

Distance to the edge of town: _____ km

Roof dimensions



Gabled roof

Ridge length a: _____ m

Shed roof

Ridge to eaves b: _____ m

Hipped roof (b<d)

Eave length c: _____ m

Other:

(Please add a drawing to the attachment)

Slope: _____ °

Building height h: _____ m

Roof substructure (not needed for system MS+, MS+P)

Wood

Steel

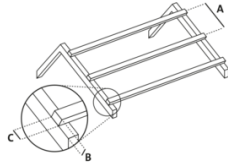
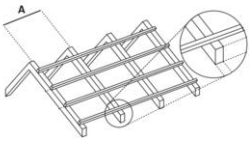
Concrete

other: _____

Rafter roof

Purlin roof

Rafter-/Purlin spacing A: _____ mm



Rafter-/Purlin shape (not needed for ballasted Systems)

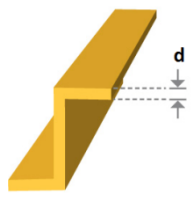
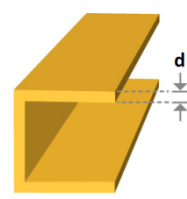
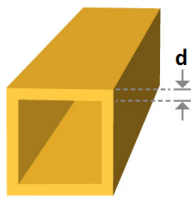
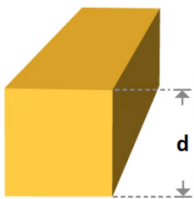
Rectangular

square beam

I - beam

U - beam

Z - beam



Usable depth of engagement d: _____ mm

Roofing

Manufacturer Type: _____

Pan tile

Slate

Plain tile

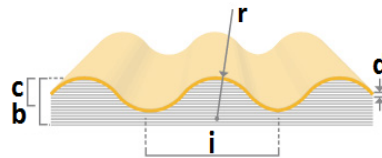
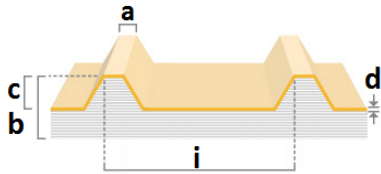
Sandwich sheet/
Corrugated sheet/
Sandwich

Steel

Aluminium

Fibre cement

Sandwich sheet / Corrugated sheet / Standing seam - dimensions



Crown width a: _____ mm	Radius r: _____ mm	Seam width a: _____ mm
Crown spacing i: _____ mm	Peak spacing i: _____ mm	Seam spacing i: _____ mm
Trapezoidal peak height c: _____ mm	Corrugation height c: _____ mm	Seam height c: _____ mm
Sandwich height b: _____ mm	Sandwich height b: _____ mm	Clip distance: _____ mm
Sheet Thickness d: _____ mm	Sheet thickness d: _____ mm	Sheet thickness d: _____ mm

For trapezoidal sheet:

Connection to rafter/ purlin

Connection to roof profile with MS+, MS+P

Manufacturer Type: _____

Roof contains skylights that need covering (MS+P longer rail lengths)


Layout details

In-roof-system

Roof-top-system

Intersole

MS+, MS+P, VS+



Portrait/
Vertical

Landscape/
Horizontal

System size _____ kWp

Maximum possible

Component color

Clamps: Black Silver

Rails: Black Silver

Intersole flashing sheets: Black Silver

Intersole Ubiflex flashing: Black Red

Number of rows: _____

Number of columns: _____

Photovoltaic Modul dimension

Manufacturer/Type: _____

Framed

Laminate

Module length: _____ mm

Module width: _____ mm

Module thickness: _____ mm

For non-uniform layouts please use the grid below or provide a plan/ drawing.

Further notes:

For technical enquiries and assistance with you project please don't hesitate to contact our technical department.